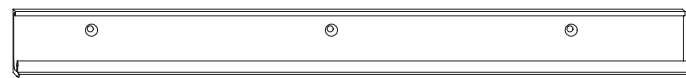


Ferramenta scorrevole a libro G.U-925 – apertura verso l'interno



Porte e finestre di legno, Alu-legno e P.V.C.
a 3 battenti, con chiusura battente ad anta



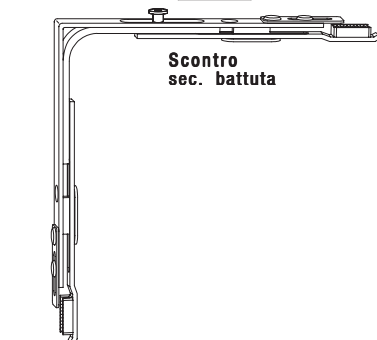
Rotaia di scorrimento P 1213



Terminale sin.
9-32740-00-L-*

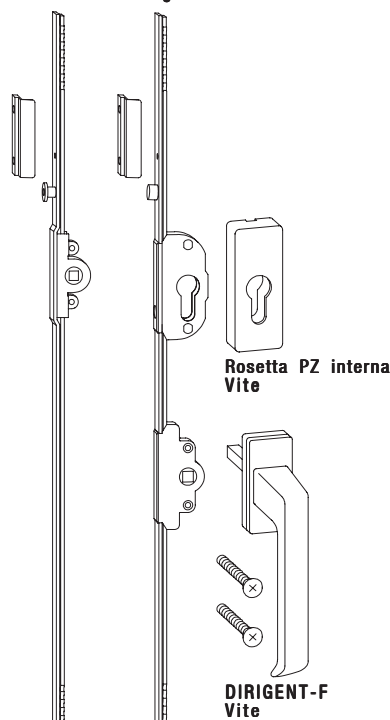
Rotaia di copertura P 1391
Supporto 9-32741

Terminale des.
9-32740-00-R-*



Scontro
sec. battuta

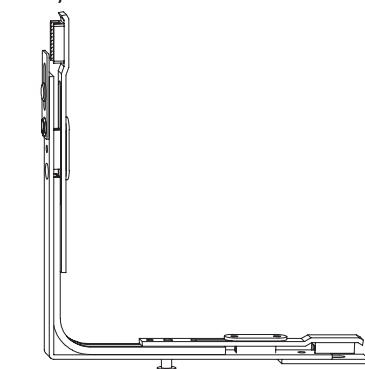
Trasmissione angolare



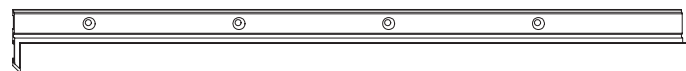
Rosetta PZ interna
Vite

DIRIGENT-F
Vite

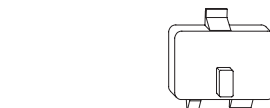
Cremonese 15 GK, 25 KV
Cremonese AP KV



Trasmissione angolare
Scontro sec. battuta



Rotaia guida P 1381



Catenaccio a
scatto



Rulli di guida
6-25336-00-0-1

Rotaia di copertura P 1226

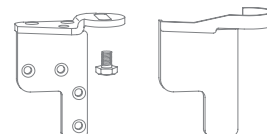
Fabbisogno ferramenta secondo larghezza esterno telaio fisso e
altezza battente in battuta per Schema 321 e 330

Quantità	321	330	Descrizione	UI	Articolo N.
1	1		Confezione base G.U-925 [1]	1	K-13269-00-0-*
3	3		Conf. Cerniera snodata	1	(sec. battuta)
3	3		Conf. Coperture	1	(sec. battuta)
1	1		Conf. Perno distanziatore [2]	1	(sec. battuta)
2	1		Spessore Cerniera snodata [1]	1	K-14088-00-0-*
1			Sacchetto catenaccio a scatto [1]	1	K-13334-00-0-*
2	2		Maniglia DIRIGENT-F [1]	20	6-28072-**-0-*
4	4		Vite M 5 x 40	400	9-13255-40-0-1
2			Cremonese 15 GK [7]		
			HBB Front. PC G		
			850-1100 940 1 400	1	G-22124-00-0-1
			950-1350 1190 1 500	1	G-22125-00-0-1
			1200-1600 1440 2 600	1	G-22127-00-0-1
			1601-1850 1690 3 600	1	G-22128-00-0-1
			1851-2100 1940 3 980	1	G-22133-00-0-1
			2101-2350 2190 4 980	1	G-22134-00-0-1
2			Cremonese 25 K [3]		
			HBB Front. PC G		
			850-1100 780 1 400	1	G-22790-25-0-1
			950-1350 1030 1 500	1	G-22791-25-0-1
			1200-1600 1280 1 600	1	G-22792-25-0-1
			1601-1850 1530 1 600	1	G-22793-25-0-1
			1851-2100 1780 2 980	1	G-22794-25-0-1
			2101-2350 2030 2 980	1	G-22795-25-0-1
4	4		Trasm. angolare, 1 PC super./inf.	100	6-32021-00-0-1
			in alternativa: Cremonese AP K, con chiave [4]		
			HBB Front. PC G		
1	1		1851-2100 1780 2 980	1	G-22315-**-0-1
1	1		2101-2350 2030 2 980	1	G-22316-**-0-1
1	1		Rosetta PZ interna [1]	20	6-25224-02-0-*
2	2		Vite M 5 x 40	400	9-13255-40-0-1
1	1		Sacchetto profilati G.U-925 [1]		
			RAB [5]		
			-2960	1	K-13272-30-0-*
2,5	5		Guarnizione P 743, ml [6]	100	W751012-00-0-6
			Scontro	100	(sec. battuta)
			HBB		
5	5		850-1850		
6	6		1851-2350		

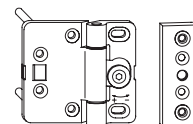
- [1] * = Colori: 1 = EV 1, 4 = UC 3, 5 = UC 5, 7 = bianco
- ** = Lunghezza perno 29 oppure 33 mm
- [2] = Conf. Perno distanziatore solo per Alu-legno
- [3] = Per P.V.C. Cremonese 15 KV anziché Cremonese 25 KV
- [4] ** = Entrate 25 fino 50 mm
- [5] = Larghezza battente LB max. 900 mm
- [6] = Guarnizione P 743 solo per legno e Alu-legno
- [7] = Cremonese 15 GK accorciare di 160 mm la parte inferiore



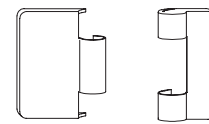
Carrello 6-25436-00-0-*



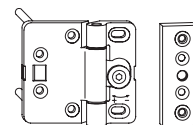
Supporto angolare 6-25337-00-R-1
Rivestimento 9-32513-00-R-1
Vite 9-38217-00-R-1



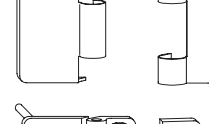
Cerniera snodata, lunga
Cerniera snodata, corta
Spinotto
Spessore



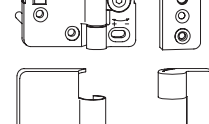
Rivestimento, lungo
Rivestimento, corto



Guarnizione P 743



Rulli di guida
6-25336-00-0-1



Scontro sec. battuta



Guarnizione P 743



Supporto angolare 6-25337-00-L-1
Rivestimento 9-32513-00-L-1
Vite 9-38217-00-R-1

Ferramenta scorrevole a libro G.U-925 – apertura verso l'interno

Porte e finestre di legno, Alu-legno e P.V.C.
a 5 battenti, con chiusura battente ad anta

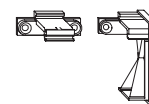


Rotaia di scorrimento P 1213

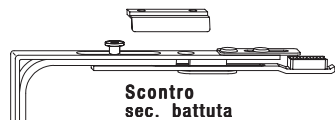


Terminale sin.
9-32740-00-L-*

Rotaia di copertura P 1391
Supporto 9-32741



Terminale des.
9-32740-00-R-*

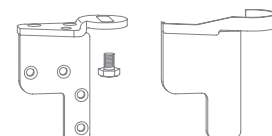


Scontro
sec. battuta

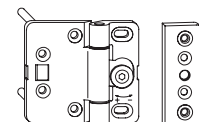
Fabbisogno ferramenta secondo larghezza esterno telaio fisso e altezza battente in battuta per Schema 532, 541 e 550

Quantità				Descrizione	UI	Articolo N.
532	541	550				
2	2	2	Confezione base G.U-925 [1]	1	K-13269-00-0-*	
5	5	5	Conf. Cerniera snodata	1	(sec. battuta)	
5	5	5	Conf. Coperture	1	(sec. battuta)	
2	2	2	Conf. Perno distanziatore [2]	1	(sec. battuta)	
2	2	1	Spessore Cerniera snodata [1]	1	K-14088-00-0-*	
1	1	1	Sacchetto catenaccio a scatto [1]	1	K-13334-00-0-*	
3	3	3	Maniglia DIRIGENT-F [1]	20	6-28072-**-0-*	
6	6	6	Vite M 5 x 40	400	9-13255-40-0-1	
3	Cremonese 15 GK [7]					
			HBB	Front.	PC	G
			850-1100	940	1	400
			950-1350	1190	1	500
			1200-1600	1440	2	600
			1601-1850	1690	3	600
			1851-2100	1940	3	980
			2101-2350	2190	4	980
3	3	3	Cremonese 25 K [3]			
			HBB	Front.	PC	G
			850-1100	780	1	400
			950-1350	1030	1	500
			1200-1600	1280	1	600
			1601-1850	1530	1	600
			1851-2100	1780	2	980
			2101-2350	2030	2	980
6	6	6	Trasm. angolare, 1	PC	super./inf.	100
in alternativa: Cremonese AP K, con chiave [4]						
			HBB	Front.	PC	G
1	1	1	1851-2100	1780	2	980
1	1	1	2101-2350	2030	2	980
1	1	1	Rosetta PZ interna [1]	20	6-25224-02-0-*	
2	2	2	Vite M 5 x 40	400	9-13255-40-0-1	
1	1	1	Sacchetto profilati G.U-925 [1]			
			RAB [5]			
			-2960	1	K-13272-30-0-*	
			2961-3960	1	K-13272-40-0-*	
			3961-5000	1	K-13272-50-0-*	
			5001-6700	1	K-13272-67-0-*	
7,5	7,5	10	Guarnizione P 743, ml [6]	100	W751012-00-0-6	
Scontro						
			HBB			
7	7	7	850-1850			
8	8	8	1851-2350			

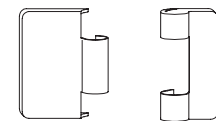
Carrello 6-25436-00-0-*



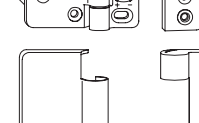
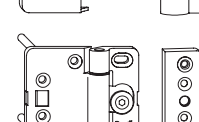
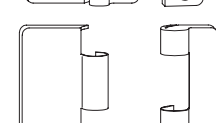
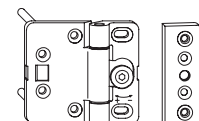
Supporto angolare 6-25337-00-R-1
Rivestimento 9-32513-00-R-
Vite 9-38217-00-R-1



Cerniera snodata, lunga
Cerniera snodata, corta
Spinotto
Spessore



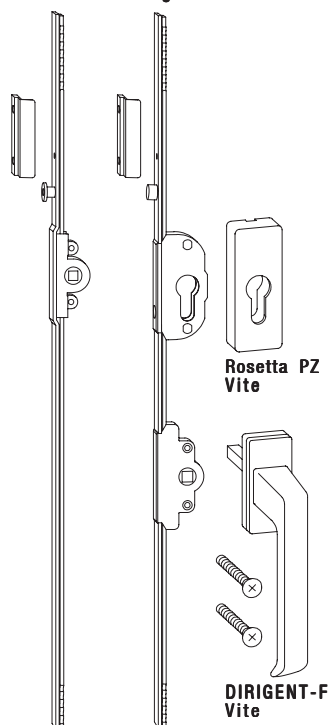
Rivestimento, lungo
Rivestimento, corto



Supporto angolare 6-25337-00-L-1
Rivestimento 9-32513-00-L-
Vite 9-38217-00-R-1

Rulli di guida
6-25336-00-0-1

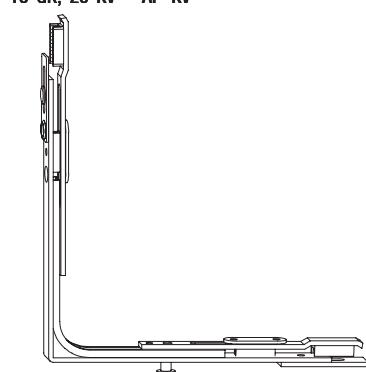
Trasmissione angolare



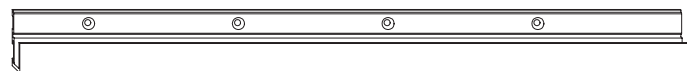
Rosetta PZ interna
Vite

DIRIGENT-F
Vite

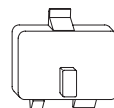
Cremonese 15 GK, 25 KV
Cremonese AP KV



Trasmissione angolare
Scontro sec. battuta



Rotaia guida P 1381



Catenaccio a
scatto

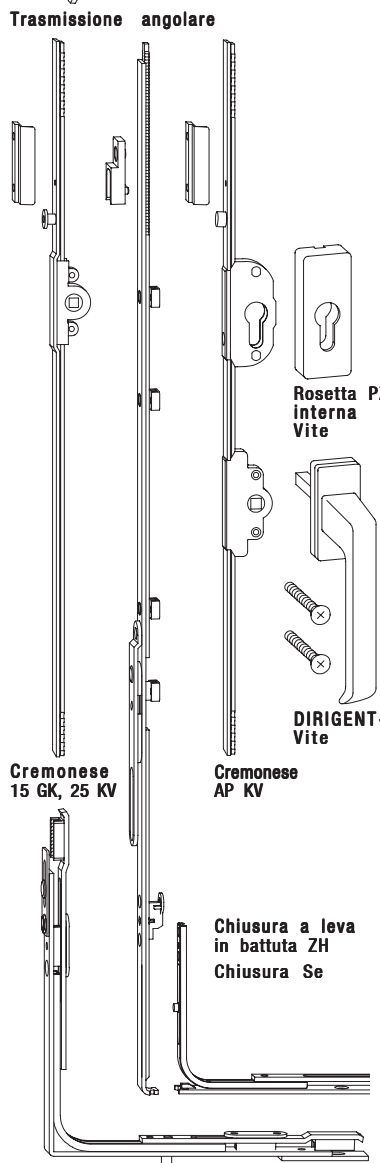
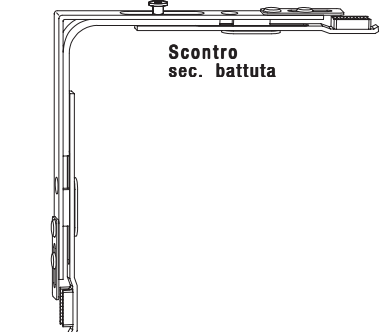
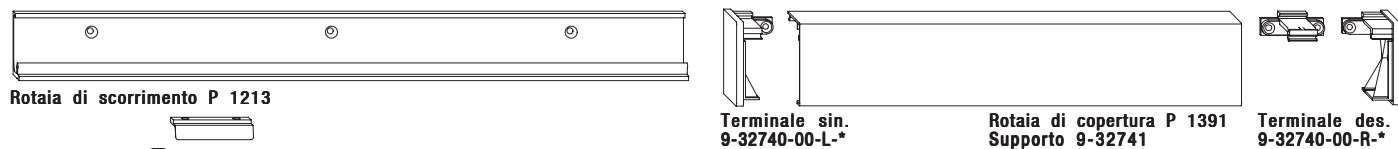
Rotaia di copertura P
1226

- [1] * = Colori: 1 = EV 1, 4 = UC 3, 5 = UC 5, 7 = bianco
** = Lunghezza perno 29 oppure 33 mm
[2] = Conf. Perno distanziatore solo per Alu-legno
[3] = Per P.V.C. Cremonese 15 KV anziché Cremonese 25 KV
[4] ** = Entrate 25 fino 50 mm
[5] = Larghezza battente LB max. 900 mm
[6] = Guarnizione P 743 solo per legno e Alu-legno
[7] = Cremonese 15 GK accorciare di 160 mm la parte inferiore

Ferramenta scorrevole a libro G.U-925 – apertura verso l'interno



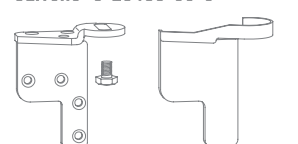
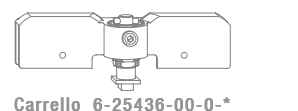
Porte e finestre di legno, Alu-legno e P.V.C.
a 4 e 6 battenti, con chiusura di battente ad anta e a leva in battuta ZH



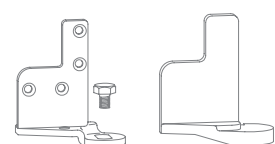
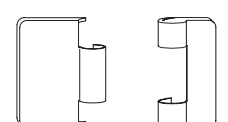
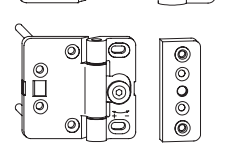
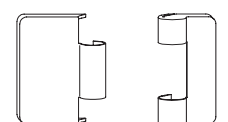
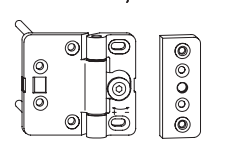
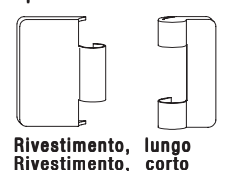
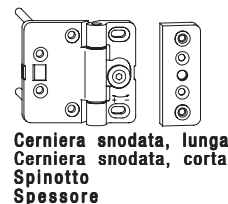
Fabbisogno ferramenta secondo larghezza esterno telaio fisso e altezza battente in battuta per Schema 431, 633 e 651

Quantità	Descrizione		UI	Articolo N.
431 633 651				
1	2	2		Confezione base G.U-925 [1] 1 K-13269-00-0-*
4	6	6		Conf. Cerniera snodata 17/40 1 K-13205-01-0-1
4	6	6		Conf. Coperture 17/40/45 [1] 1 K-15392-00-0-*
1	2	2		Conf. Perno distanziatore [2] 1 (sec. battuta)
2	2	2		Spessore Cerniera snodata [1] 1 K-14088-00-0-*
1	2	1		Sacchetto catenaccio a scatto [1] 1 K-13334-00-0-*
2	3	3		Maniglia DIRIGENT-F [1] 20 6-28072-**-0-*
4	6	6		Vite M 5 x 40 400 9-13255-40-0-1
2	3			Cremonese 15 GK [7]
		HBB	Front. PC G	
		850-1100	940 1 400	1 G-22124-00-0-1
		950-1350	1190 1 500	1 G-22125-00-0-1
		1200-1600	1440 2 600	1 G-22127-00-0-1
		1601-1850	1690 3 600	1 G-22128-00-0-1
		1851-2100	1940 3 980	1 G-22133-00-0-1
		2101-2350	2190 4 980	1 G-22134-00-0-1
3				Cremonese 25 K
		HBB	Front. PC G	
		850-1100	780 1 400	1 G-22790-25-0-1
		950-1350	1030 1 500	1 G-22791-25-0-1
		1200-1600	1280 1 600	1 G-22792-25-0-1
		1601-1850	1530 1 600	1 G-22793-25-0-1
		1851-2100	1780 2 980	1 G-22794-25-0-1
		2101-2350	2030 2 980	1 G-22795-25-0-1
5	7	7		Trasm. angolare, 1 PC super./inf. 100 6-32021-00-0-1
				in alternativa: Cremonese AP K, con chiave [4]
		HBB	Front. PC G	
1	1	1		1851-2100 1780 2 980 1 G-22315-**-0-1
1	1	1		2101-2350 2030 2 980 1 G-22316-**-0-1
1	1	1		Rosetta PZ interna [1] 20 6-25224-02-0-*
2	2	2		Vite M 5 x 40 400 9-13255-40-0-1
1	1	1		Chiusura a leva in battuta ZH
		HBB	Front. PC G	
		851-1100	940 1 230	10 G-22182-00-0-1
		1101-1350	1190 1 230	10 G-22183-00-0-1
		1351-1600	1440 2 230	10 G-22184-00-0-1
		1601-1850	1690 3 230	10 G-22185-00-0-1
		1851-2100	1940 3 516	10 G-22186-00-0-1
		2101-2350	2190 4 516	10 G-22187-00-0-1
1	1	1		Chiusura Se1 PC 10 6-32010-00-0-1
1	1	1		Sacchetto profilati G.U-925 [1]
		RAB [5]		
		-2960		1 K-13272-30-0-*
		2961-3960		1 K-13272-40-0-*
		3961-5000		1 K-13272-50-0-*
		5001-6700		1 K-13272-67-0-*
5	10	10		Guarnizione P 743, ml 100 W751012-00-0-6
				Scontro HBB 100 (sec. battuta)
5	7	7		850-1850
6	8	8		1851-2350

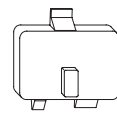
- [1] * = Colori: 1 = EV 1, 4 = UC 3, 5 = UC 5, 7 = bianco
- ** = Lunghezza perno 29 oppure 33 mm
- [2] = Conf. Perno distanziatore solo per Alu-legno
- [4] ** = Entrate 25 fino 50 mm
- [5] = Larghezza battente LB max. 900 mm
- [7] = Cremonese 15 GK accorciare di 160 mm la parte inferiore



Supporto angolare 6-25337-00-R-1
Rivestimento 9-32513-00-R-
Vite 9-38217-00-R-1



Supporto angolare 6-25337-00-L-1
Rivestimento 9-32513-00-L-
Vite 9-38217-00-R-1



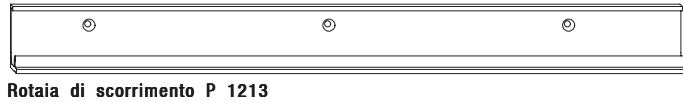
Catenaccio a scatto



Rulli di guida 6-25336-00-0-1

Ferramenta scorrevole a libro G.U-925 – apertura verso l'interno

Porte e finestre di legno, Alu-legno e P.V.C.
a 7 battenti, con chiusura battente ad anta

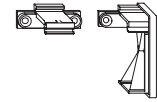


Rotaia di scorrimento P 1213

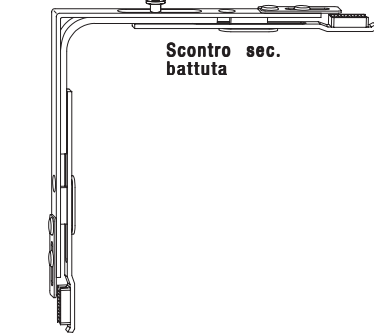


Terminale sin.
9-32740-00-L-*

Rotaia di copertura P 1391
Supporto 9-32741

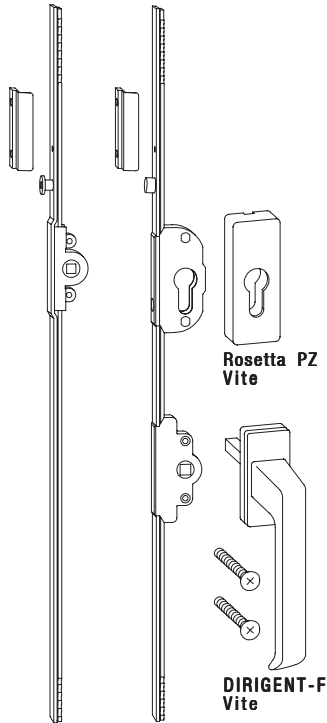


Terminale des.
9-32740-00-R-*



Scontro sec.
battuta

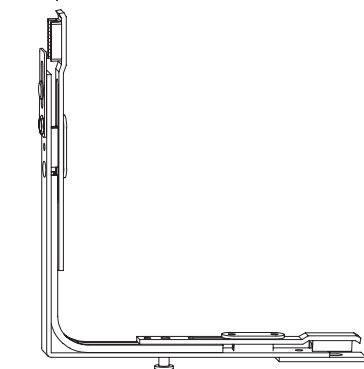
Trasmissione angolare



Rosetta PZ interna
Vite

DIRIGENT-F
Vite

Cremonese 15 GK, 25 KV
Cremonese AP KV



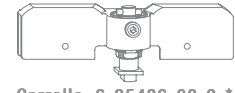
Trasmissione angolare
Scontro sec. battuta



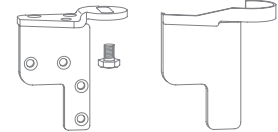
Rotaia guida P 1381

Fabbisogno ferramenta secondo larghezza esterno telaio fisso e altezza battente in battuta per Schema 743, 761 e 770

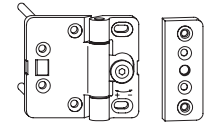
Quantità	Descrizione			UI	Articolo N.
743	761	770			
3	3	3	Confezione base G.U-925 [1]	1	K-13269-00-0-*
7	7	7	Conf. Cerniera snodata	1	(sec. battuta)
7	7	7	Conf. Coperture	1	(sec. battuta)
3	3	3	Conf. Perno distanziatore [2]	1	(sec. battuta)
2	2	1	Spessore Cerniera snodata [1]	1	K-14088-00-0-*
1	1	1	Sacchetto catenaccio a scatto [1]	1	K-13334-00-0-*
4	4	4	Maniglia DIRIGENT-F [1]	20	6-28072-**-0-*
8	8	8	Vite M 5 x 40	400	9-13255-40-0-1
4	Cremonese 15 GK [7]				
	HBB	Front.	PC	G	
	850-1100	940	1	400	1 G-22124-00-0-1
	950-1350	1190	1	500	1 G-22125-00-0-1
	1200-1600	1440	2	600	1 G-22127-00-0-1
	1601-1850	1690	3	600	1 G-22128-00-0-1
	1851-2100	1940	3	980	1 G-22133-00-0-1
	2101-2350	2190	4	980	1 G-22134-00-0-1
4	Cremonese 25 K [3]				
	HBB	Front.	PC	G	
	850-1100	780	1	400	1 G-22790-25-0-1
	950-1350	1030	1	500	1 G-22791-25-0-1
	1200-1600	1280	1	600	1 G-22792-25-0-1
	1601-1850	1530	1	600	1 G-22793-25-0-1
	1851-2100	1780	2	980	1 G-22794-25-0-1
	2101-2350	2030	2	980	1 G-22795-25-0-1
8	8	8	Trasm. angolare, 1	PC super./inf.	100 6-32021-00-0-1
in alternativa: Cremonese AP K, con chiave [4]					
	HBB	Front.	PC	G	
1	1	1	1851-2100	1780	2 980 1 G-22315-**-0-1
1	1	1	2101-2350	2030	2 980 1 G-22316-**-0-1
1	1	1	Rosetta PZ interna [1]	20	6-25224-02-0-*
2	2	2	Vite M 5 x 40	400	9-13255-40-0-1
1	1	1	Sacchetto profilati G.U-925 [1]		
			RAB [5]		
			-2960		1 K-13272-30-0-*
			2961-3960		1 K-13272-40-0-*
			3961-5000		1 K-13272-50-0-*
			5001-6700		1 K-13272-67-0-*
12,5	12,5	15	Guarnizione P 743, ml [6]	100	W751012-00-0-6
Scontro					
			HBB		100 (sec. battuta)
9	9	9	850-1850		
10	10	10	1851-2350		



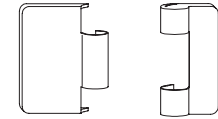
Carrello 6-25436-00-0-*



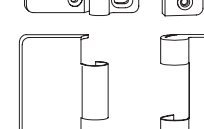
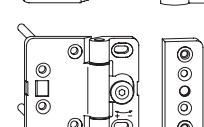
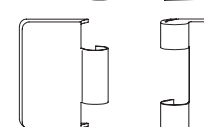
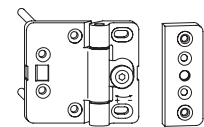
Supporto angolare 6-25337-00-R-1
Rivestimento 9-32513-00-R-*



Cerniera snodata, lunga
Cerniera snodata, corta
Spinotto
Spessore



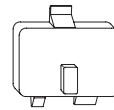
Rivestimento, lungo
Rivestimento, corto



Supporto angolare 6-25337-00-L-1
Rivestimento 9-32513-00-L-*



Rulli di guida
6-25336-00-0-1



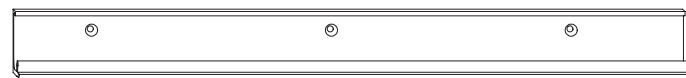
Catenaccio a scatto

Rotaia di copertura P 1226

Ferramenta scorrevole a libro G.U-925 – apertura verso l'esterno



Porte e finestre di legno
a 3 battenti, con chiusura battente ad anta

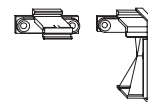


Rotaia di scorrimento P 1213

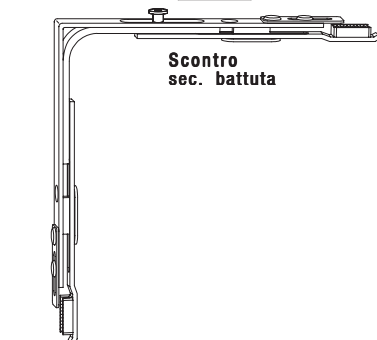


Terminale sin.
9-32740-00-L*

Rotaia di copertura P 1391
Supporto 9-32741

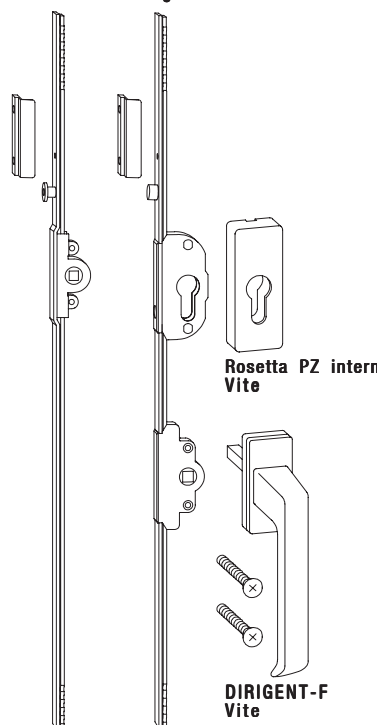


Terminale des.
9-32740-00-R*



Scontro
sec. battuta

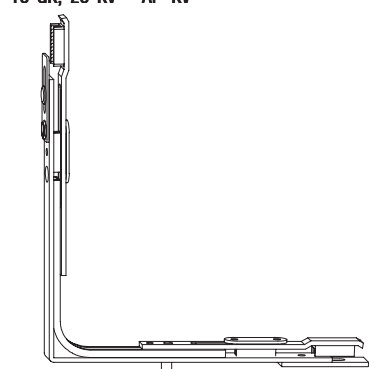
Trasmissione angolare



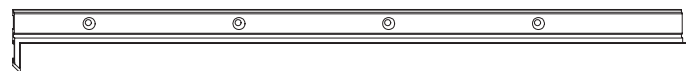
Rosetta PZ interna
Vite

DIRIGENT-F
Vite

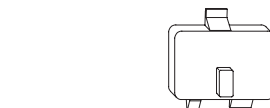
Cremonese 15 GK, 25 KV
Cremonese AP KV



Trasmissione angolare
Scontro sec. battuta



Rotaia guida P 1381



Catenaccio a
scatto



Rulli di guida
6-25336-00-0-1

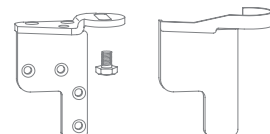
Rotaia di copertura P 1226

Fabbisogno ferramenta secondo larghezza esterno telaio fisso e altezza battente in battuta per Schema 321 e 330

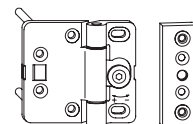
Quantità	321	330	Descrizione	UI	Articolo N.
1	1		Confezione base G.U-925 [1]	1	K-13269-00-0*
1	1		Conf. Cerniera snodata 17/40	1	K-13205-01-0-1
2	2		Conf. Cerniera snodata 17/40 esterna (senza illustr.)	1	K-13290-01-0-1
3	3		Conf. Coperture 17/40/45 [1]	1	K-15392-00-0*
2	1		Spessore Cerniera snodata [1]	1	K-14088-00-0*
1	1		Sacchetto catenaccio a scatto [1]	1	K-13334-00-0*
1	1		Maniglia DIRIGENT-F [1]	20	6-28072-**-0*
1	1		Maniglia DIRIGENT-F/F ribassata [1]	20	6-28101-00-0*
2	2		Quadro (senza illustr.)	20	9-26874-56
4	4		Vite M 5 x 55	400	9-13255-55
2	1		Cremonese 30 K [4] HBB Front. PC G		
			1851-2100 1780 2 980	1	G-22321-30-0-1
			2101-2350 2030 2 980	1	G-22322-30-0-1
1	1		Cremonese 40 K [4] HBB Front. PC G		
			1851-2100 1780 2 980	1	G-22321-40-0-1
			2101-2350 2030 2 980	1	G-22322-40-0-1
4	4		Trasm. angolare, 1 PC super./inf.	100	6-32021-00-0-1
in alternativa: Cremonese AP 30 K, con chiave [4]					
			HBB Front. PC G		
1	1		1851-2100 1780 2 980	1	G-22315-30-0-1
1	1		2101-2350 2030 2 980	1	G-22316-30-0-1
			Cremonese AP 40 K, con chiave [4] HBB Front. PC G		
1	1		1851-2100 1780 2 980	1	G-22315-40-0-1
1	1		2101-2350 2030 2 980	1	G-22316-40-0-1
1	1		Rosetta PZ interna [1]	20	6-25224-02-0*
2	2		Vite M 5 x 55	400	9-13255-55
1	1		Sacchetto profilati G.U-925 [1] RAB [5]		
			-2960	1	K-13272-30-0*
2,5	5		Guarnizione P 743, ml	100	W751012-00-0-6
			Scontro HBB	100	(sec. battuta)
5	5		850-1850		
6	6		1851-2350		

- [1] * = Colori: 1 = EV 1, 4 = UC 3, 5 = UC 5, 7 = bianco
 ** = Lunghezza perno 29 oppure 33 mm
 [4] ** = Entrate 25 fino 50 mm
 [5] = Larghezza battente LB max. 900 mm

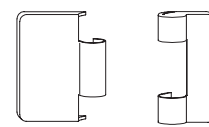
Carrello 6-25436-00-0*



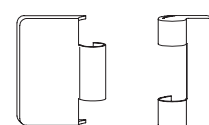
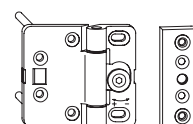
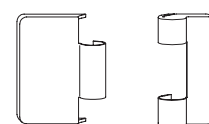
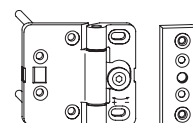
Supporto angolare 6-25337-00-R-1
Rivestimento 9-32513-00-R-*
Vite 9-38217-00-R-1



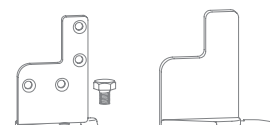
Cerniera snodata, lunga
Cerniera snodata, corta
Spinotto
Spessore



Rivestimento, lungo
Rivestimento, corto



Guarnizione P 743



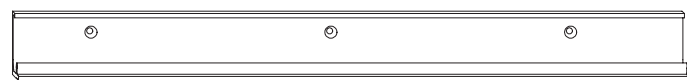
Supporto angolare 6-25337-00-L-1
Rivestimento 9-32513-00-L-*
Vite 9-38217-00-R-1



Ferramenta scorrevole a libro G.U-925 – apertura verso l'esterno



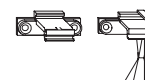
Porte e finestre di legno
a 5 battenti, con chiusura battente ad anta



Rotaia di scorrimento P 1213

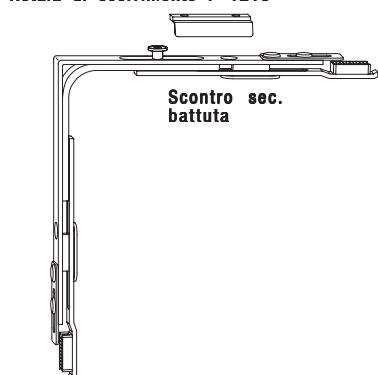


Terminale sin.
9-32740-00-L-*



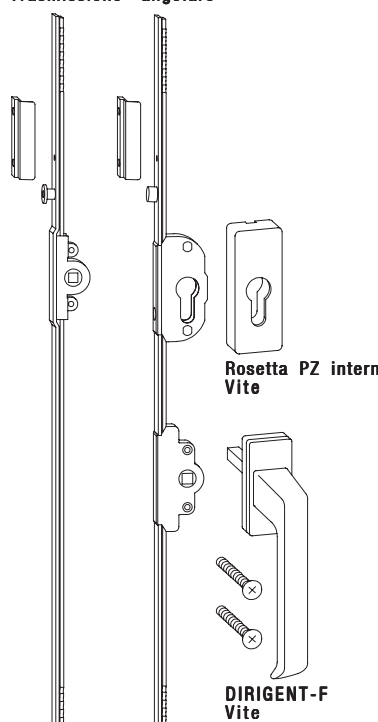
Rotaia di copertura P 1391
Supporto 9-32741

Terminale des.
9-32740-00-R-*

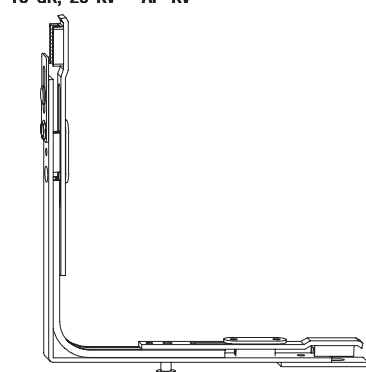


Scontro sec.
battuta

Trasmissione angolare



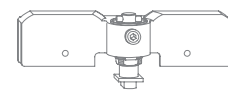
Cremonese 15 GK, 25 KV
Cremonese AP KV



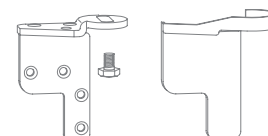
Trasmissione angolare
Scontro sec. battuta



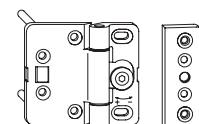
Rotaia guida P 1381



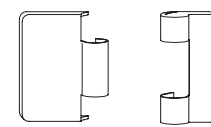
Carrello 6-25436-00-0-*



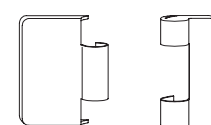
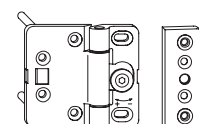
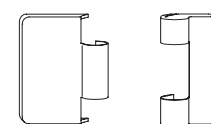
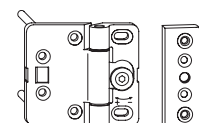
Supporto angolare 6-25337-00-R-1
Rivestimento 9-32513-00-R-
Vite 9-38217-00-R-1



Cerniera snodata, lunga
Cerniera snodata, corta
Spinotto
Spessore



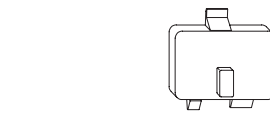
Rivestimento, lungo
Rivestimento, corto



Supporto angolare 6-25337-00-L-1
Rivestimento 9-32513-00-L-
Vite 9-38217-00-R-1



Rulli di guida
6-25336-00-0-1



Catenaccio a
scatto

Rotaia di copertura P 1226

Fabbisogno ferramenta secondo larghezza esterno telaio fisso e altezza battente in battuta per Schema 532, 541 e 550

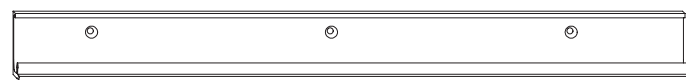
Quantità	532	541	550	Descrizione	UI	Articolo N.
2	2	2	2	Confezione base G.U-925 [1]	1	K-13269-00-0-*
2	2	2	2	Conf. Cerniera snodata 17/40	1	K-13205-01-0-1
3	3	3	3	Conf. Cerniera snodata 17/40 esterna (senza illustr.)	1	K-13290-01-0-1
5	5	5	5	Conf. Coperture 17/40/45 [1]	1	K-15392-00-0-*
2	2	1	1	Spessore Cerniera snodata [1]	1	K-14088-00-0-*
1	1	1	1	Sacchetto catenaccio a scatto [1]	1	K-13334-00-0-*
1	1	1	1	Maniglia DIRIGENT-F [1]	20	6-28072-**-0-*
2	2	2	2	Maniglia DIRIGENT-F/F ribassata [1]	20	6-28101-00-0-*
3	3	3	3	Quadro (senza illustr.)	20	9-26874-56
6	6	6	6	Vite M 5 x 55	400	9-13255-55
3	3	2	2	Cremonese 30 K [4] HBB Front. PC G		
				1851-2100 1780 2 980	1	G-22321-30-0-1
				2101-2350 2030 2 980	1	G-22322-30-0-1
		1	1	Cremonese 40 K [4] HBB Front. PC G		
				1851-2100 1780 2 980	1	G-22321-40-0-1
				2101-2350 2030 2 980	1	G-22322-40-0-1
6	6	6	6	Trasm. angolare, 1 PC super./inf.	100	6-32021-00-0-1
in alternativa: Cremonese AP 30 K, con chiave [4]						
				HBB Front. PC G		
1	1			1851-2100 1780 2 980	1	G-22315-30-0-1
1	1			2101-2350 2030 2 980	1	G-22316-30-0-1
				Cremonese AP 40 K, con chiave [4] HBB Front. PC G		
				1851-2100 1780 2 980	1	G-22315-40-0-1
				2101-2350 2030 2 980	1	G-22316-40-0-1
1	1	1	1	Rosetta PZ interna [1]	20	6-25224-02-0-*
2	2	2	2	Vite M 5 x 55	400	9-13255-55
1	1	1	1	Sacchetto profilati G.U-925 [1] RAB [5]		
				-2960	1	K-13272-30-0-*
				2961-3960	1	K-13272-40-0-*
				3961-5000	1	K-13272-50-0-*
				5001-6700	1	K-13272-67-0-*
7,5	7,5	10	10	Guarnizione P 743, ml	100	W751012-00-0-6
				Scontro HBB	100	(sec. battuta)
				7 7 7 850-1850		
				8 8 8 1851-2350		

[1] * = Colori: 1 = EV 1, 4 = UC 3, 5 = UC 5, 7 = bianco
** = Lunghezza perno 29 oppure 33 mm
[4] ** = Entrate 25 fino 50 mm
[5] = Larghezza battente LB max. 900 mm

Ferramenta scorrevole a libro G.U-925 – apertura verso l'esterno



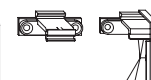
Porte e finestre di legno
a 4 e 6 battenti, con chiusura di battente ad anta e a leva in battuta ZH



Rotaia di scorrimento P 1213

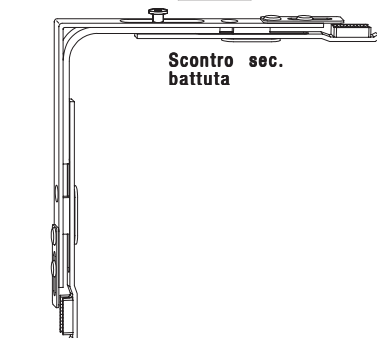


Terminale sin.
9-32740-00-L-*



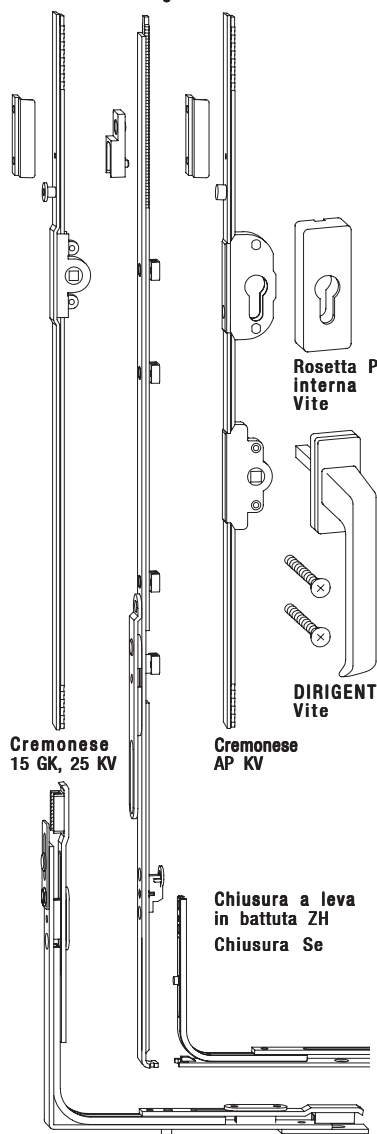
Rotaia di copertura P 1391
Supporto 9-32741

Terminale des.
9-32740-00-R-*



Scontro sec.
battuta

Trasmissione angolare



Cremonese
15 GK, 25 KV

Cremonese
AP KV

Rosetta PZ
interna
Vite

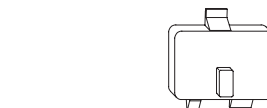
DIRIGENT-F
Vite

Chiusura a leva
in battuta ZH
Chiusura Se

Trasmissione angolare
Scontro sec. battuta



Rotaia guida P 1381



Catenaccio a
scatto



Rulli di guida
6-25336-00-0-1

Rotaia di copertura P 1226

Fabbisogno ferramenta secondo larghezza esterno telaio fisso e
altezza battente in battuta per Schema 431, 633 e 651

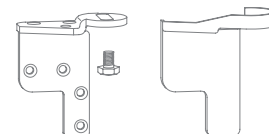
Quantità	Descrizione	UI	Articolo N.
431 633 651			
1 2 2	Confezione base G.U-925 [1]	1	K-13269-00-0-*
1 2 2	Conf. Cerniera snodata 17/40	1	K-13205-01-0-1
3 4 4	Conf. Cerniera snodata 17/40 esterna (senza illustr.)	1	K-13290-01-0-1
4 6 6	Conf. Abdeckkappen17/40/45 [1]	1	K-15392-00-0-*
2 2 2	Spessore Cerniera snodata [1]	1	K-14088-00-0-*
1 2 1	Sacchetto catenaccio a scatto [1]	1	K-13334-00-0-*
1 1 1	Maniglia DIRIGENT-F [1]	20	6-28072-**-0-*
1 2 2	Maniglia DIRIGENT-F/F ribassata [1]	20	6-28101-00-0-*
2 3 3	Quadro (senza illustr.)	20	9-26874-56
4 6 6	Vite M 5 x 55	400	9-13255-55
1 2 2	Cremonese 30 K [4]		
	HBB Front. PC G		
	1851-2100 1780 2 980	1	G-22321-30-0-1
	2101-2350 2030 2 980	1	G-22322-30-0-1
1 1 1	Cremonese 30, senza chiave [4]		
	HBB Front. PC G		
	1851-2100 1940 2 980	10	G-22321-30-0-1
	2101-2350 2190 2 980	10	G-22322-30-0-1
5 7 7	Trasm. angolare, 1 PC super./inf.	100	6-32021-00-0-1
in alternativa: Cremonese AP 30, con chiave [4]			
	HBB Front. PC G		
1 1 1	1851-2100 1940 2 980	10	G-22315-30-0-1
1 1 1	2101-2350 2190 2 980	10	G-22316-30-0-1
1 1 1	Rosetta PZ interna [1]	20	6-25224-02-0-*
2 2 2	Vite M 5 x 55	400	9-13255-55
1 1 1	Chiusura a leva in battuta ZH		
	HBB Front. PC G		
	1851-2100 1940 3 516	10	G-22186-00-0-1
	2101-2350 2190 4 516	10	G-22187-00-0-1
1 1 1	Chiusura Se1 PC	10	6-32010-00-0-1
1 1 1	Sacchetto profilati G.U-925 [1]		
	RAB [5]		
	-2960	1	K-13272-30-0-*
	2961-3960	1	K-13272-40-0-*
	3961-5000	1	K-13272-50-0-*
	5001-6700	1	K-13272-67-0-*
5 10 10	Guarnizione P 743, ml	100	W751012-00-0-6
	Scontro		
	HBB		(sec. battuta)
6 8 8	1851-2350		

[1] * = Colori: 1 = EV 1, 4 = UC 3, 5 = UC 5, 7 = bianco

** = Lunghezza perno 29 oppure 33 mm

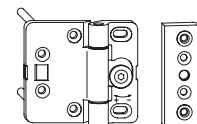
[4] ** = Entrate 25 fino 50 mm

[5] = Larghezza battente LB max. 900 mm

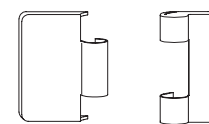


Supporto angolare 6-25337-00-R-1
Rivestimento 9-32513-00-R-*

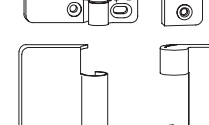
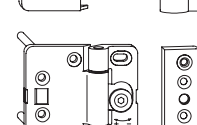
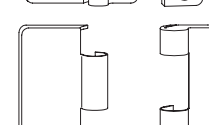
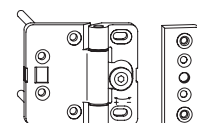
Vite 9-38217-00-R-1



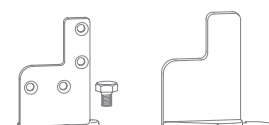
Cerniera snodata, lunga
Cerniera snodata, corta
Spinotto
Spessore



Rivestimento, lungo
Rivestimento, corto



Guarnizione P 743

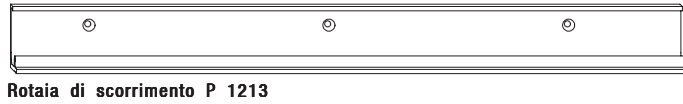


Supporto angolare 6-25337-00-L-1
Rivestimento 9-32513-00-L-*


Vite 9-38217-00-R-1

Ferramenta scorrevole a libro G.U-925 – apertura verso l'esterno

Porte e finestre di legno
a 7 battenti, con chiusura battente ad anta



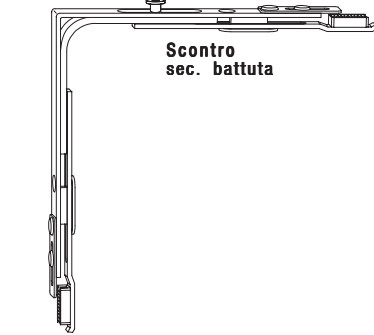
Rotaia di scorrimento P 1213



Terminale sin.
9-32740-00-L*

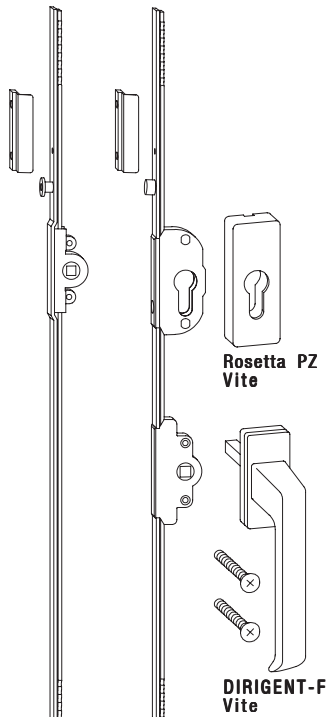
Rotaia di copertura P 1391
Supporto 9-32741

Terminale des.
9-32740-00-R*



Scontro
sec. battuta

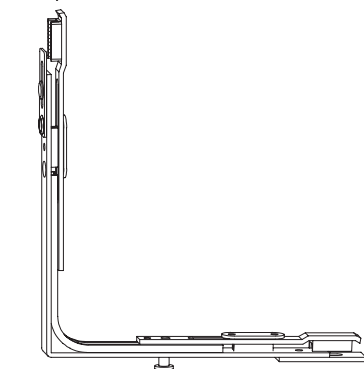
Trasmissione angolare



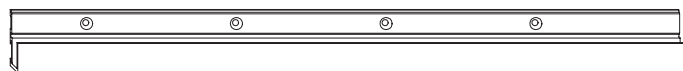
Rosetta PZ interna
Vite

DIRIGENT-F
Vite

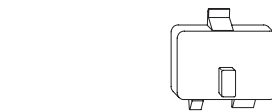
Cremonese 15 GK, 25 KV
Cremonese AP KV



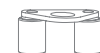
Trasmissione angolare
Scontro sec. battuta



Rotaia guida P 1381



Catenaccio a
scatto



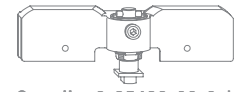
Rulli di guida
6-25336-00-0-1

Rotaia di copertura P 1226

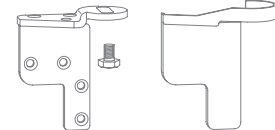
Fabbisogno ferramenta secondo larghezza esterno telaio fisso e altezza battente in battuta per Schema 743, 761 e 770

Quantità	Descrizione			UI	Articolo N.
743	761	770			
3	3	3	Confezione base G.U-925 [1]	1	K-13269-00-0-*
3	3	3	Conf. Cerniera snodata 17/40	1	K-13205-01-0-1
4	4	4	Conf. Cerniera snodata 17/40 esterna (senza illustr.)	1	K-13290-01-0-1
7	7	7	Conf. Coperture 17/40/45 [1]	1	K-15392-00-0-*
2	2	1	Spessore Cerniera snodata [1]	1	K-14088-00-0-*
1	1	1	Sacchetto catenaccio a scatto [1]	1	K-13334-00-0-*
1	1	1	Maniglia DIRIGENT-F [1]	20	6-28072-**-0-*
3	3	3	Maniglia DIRIGENT-F/F ribassata [1]	20	6-28101-00-0-*
4	4	4	Quadro (senza illustr.)	20	9-26874-56
8	8	8	Vite M 5 x 55	400	9-13255-55
4	4	3	Cremonese 30 K [4] HBB Front. PC G		
			1851-2100 1780 2 980	1	G-22321-30-0-1
			2101-2350 2030 2 980	1	G-22322-30-0-1
		1	Cremonese 40 K [4] HBB Front. PC G		
			1851-2100 1780 2 980	1	G-22321-40-0-1
			2101-2350 2030 2 980	1	G-22322-40-0-1
8	8	8	Trasm. angolare, 1 PC super./inf.	100	6-32021-00-0-1
in alternativa: Cremonese AP 30 K, con chiave [4]					
			HBB Front. PC G		
1	1		1851-2100 1780 2 980	1	G-22315-30-0-1
1	1		2101-2350 2030 2 980	1	G-22316-30-0-1
			Cremonese AP 40 K, con chiave [4] HBB Front. PC G		
		1	1851-2100 1780 2 980	1	G-22315-40-0-1
		1	2101-2350 2030 2 980	1	G-22316-40-0-1
1	1	1	Rosetta PZ interna [1]	20	6-25224-02-0-*
2	2	2	Vite M 5 x 55	400	9-13255-55
1	1	1	Sacchetto profilati G.U-925 [1] RAB [5]		
			-2960	1	K-13272-30-0-*
			2961-3960	1	K-13272-40-0-*
			3961-5000	1	K-13272-50-0-*
			5001-6700	1	K-13272-67-0-*
12,5	12,5	15	Guarnizione P 743, ml	100	W751012-00-0-6
			Scontro HBB	100	(sec. battuta)
		9	850-1850		
		10	1851-2350		

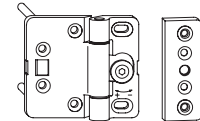
[1] * = Colori: 1 = EV 1, 4 = UC 3, 5 = UC 5, 7 = bianco
** = Lunghezza perno 29 oppure 33 mm
[4] ** = Entrate 25 fino 50 mm
[5] = Larghezza battente LB max. 900 mm



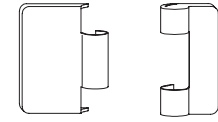
Carrello 6-25436-00-0-*



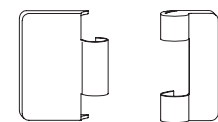
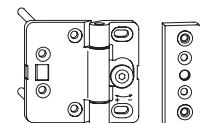
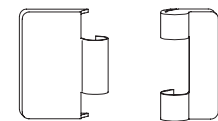
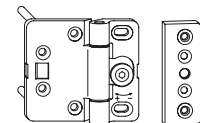
Supporto angolare 6-25337-00-R-1
Rivestimento 9-32513-00-R-*
Vite 9-38217-00-R-1



Cerniera snodata, lunga
Cerniera snodata, corta
Spinotto
Spessore



Rivestimento, lungo
Rivestimento, corto



Supporto angolare 6-25337-00-L-1
Rivestimento 9-32513-00-L-*
Vite 9-38217-00-R-1